

Where's the Wealth?

**Presented to:
Big Ten Development Conference
July 12, 2017**

Charles L. Ballard
Department of Economics
Michigan State University
East Lansing, MI
ballard@msu.edu

For the Big Ten states,
data on per-capita
income carry good news
and not-so-good news.

Per-Capita Personal Income, 2015

1. Connecticut	\$68,704
3. New Jersey	\$59,949
4. New York	\$58,670
7. Maryland	\$55,972
10. California	\$53,741
14. Minnesota	\$50,871
15. Illinois	\$50,295
17. Pennsylvania	\$49,745
19. Nebraska	\$48,544
<i>U.S. Average</i>	<i>\$48,112</i>
24. Texas	\$46,947
25. Wisconsin	\$45,914
26. Iowa	\$45,902
30. Ohio	\$43,566
32. Michigan	\$42,812
36. Indiana	\$41,940
50. Mississippi	\$34,771

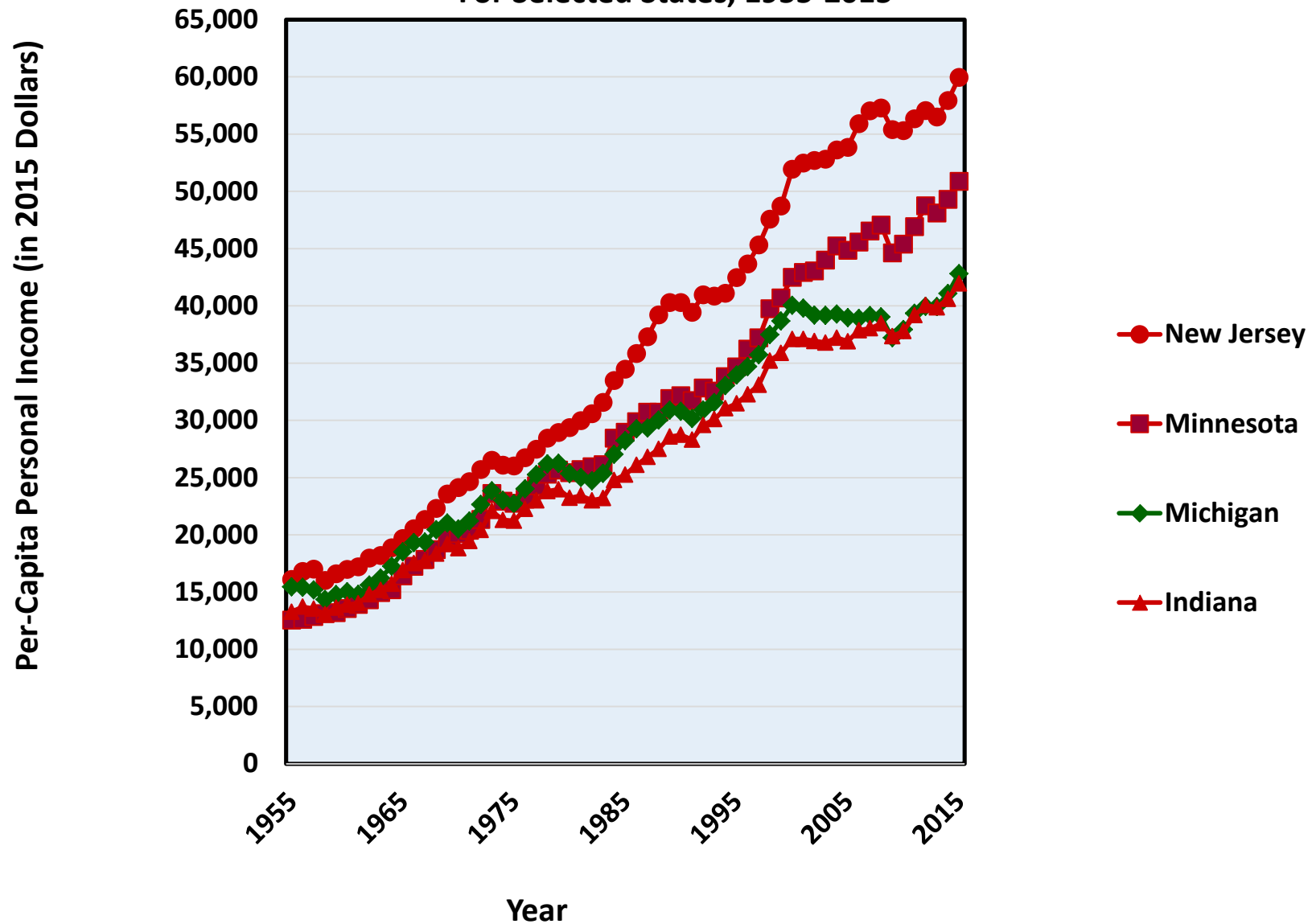
Rankings of Big Ten States Among the 50 States, in Per-Capita Personal Income

	<u>1955</u>	<u>1985</u>	<u>2015</u>
Illinois	8	12	15
Indiana	21	34	36
Iowa	32	29	26
Maryland	11	4	7
Michigan	9	19	32
Minnesota	26	16	14
Nebraska	33	24	19
New Jersey	7	3	3
Ohio	14	25	30
Pennsylvania	20	21	17
Wisconsin	22	28	25

Although some states have done better than others, **EVERY** state's economy is larger now than it has ever been.

And, for better or worse, the inequality in the distributions of income and wealth are much more unequal than they were.

Per-Capita Personal Income, Adjusted for Inflation,
For Selected States, 1955-2015



The 10 Wealthiest Americans in 2016

1.	Bill Gates	Medina, WA	\$81 billion
2.	Jeff Bezos	Seattle, WA	\$67 billion
3.	Warren Buffett	Omaha, NE	\$66 billion
4.	Mark Zuckerberg	Palo Alto, CA	\$56 billion
5.	Larry Ellison	Woodside, CA	\$49 billion
6.	Michael Bloomberg	New York, NY	\$45 billion
7.	Charles Koch	Wichita, KS	\$42 billion
8.	David Koch	New York, NY	\$42 billion
9.	Larry Page	Palo Alto, CA	\$39 billion
10.	Sergey Brin	Los Altos, CA	\$38 billion

The Forbes 400 lots of folks who made their money from Microsoft, Facebook, LinkedIn, Oracle, Google, Uber, SnapChat, WhatsApp, Intel, and others.

It also has lots of folks who made their money from hedge funds, private equity, brokerage, venture capital, real estate, and money management.

Automobiles, railroads, chemicals, and steel are almost completely absent.

States with the Most Wealth In the Forbes 400 in 2016

<u>Rank</u>	<u>State</u>	<u>Number of Persons on Forbes 400</u>	<u>Their Wealth (In \$ billions)</u>
1	California	90	\$529
2	New York	69	413
3	Washington	9	211
4	Texas	33	170
5	Florida	41	146
6	Arkansas	5	78
7	Nebraska	2	69
8	Nevada	9	57
9	Wyoming	5	51
10	Wisconsin	11	50

More States with Folks In the Forbes 400 in 2016

<u>Rank</u>	<u>State</u>	<u>Number of Persons on Forbes 400</u>	<u>Their Wealth (In \$ billions)</u>
13	Illinois	13	\$40
17	Michigan	8	34
21	Maryland	8	26
24	New Jersey	5	22
27	Pennsylvania	6	15
28	Indiana	3	13
29	Ohio	3	13
30	Minnesota	3	9
33	Iowa	1	3

Of course, not all alumni live in the state in which they went to college

(*e.g.*, Eli Broad, Reinhold Schmieding, and Drayton McLane)

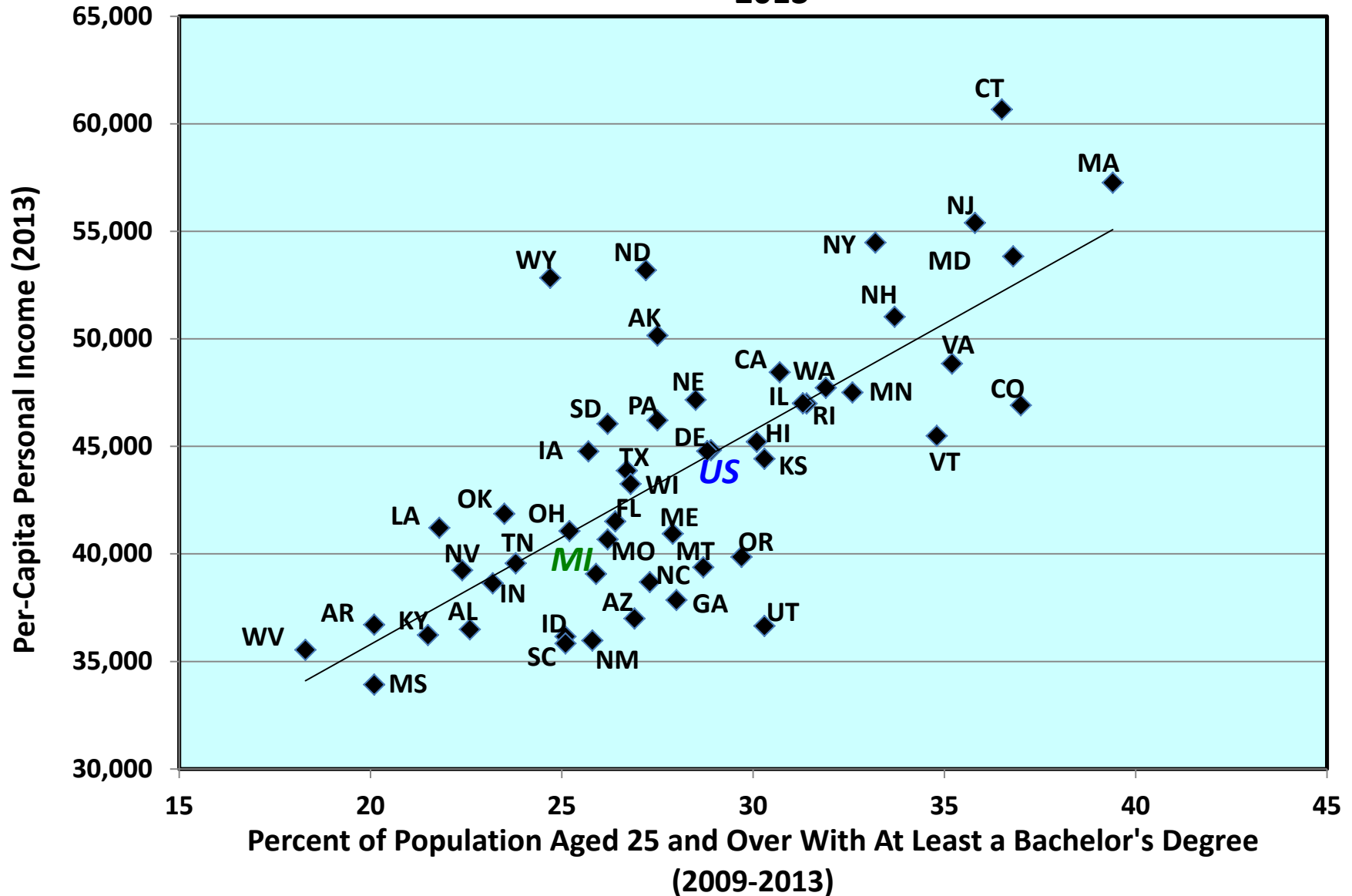
And there's a lot of wealth in Shanghai, Hong Kong, Dubai, Frankfurt, London, and Toronto.

What does the future hold
for the Big Ten states?

In the words of Yogi Berra,
“It’s tough to make
predictions, especially
about the future.”

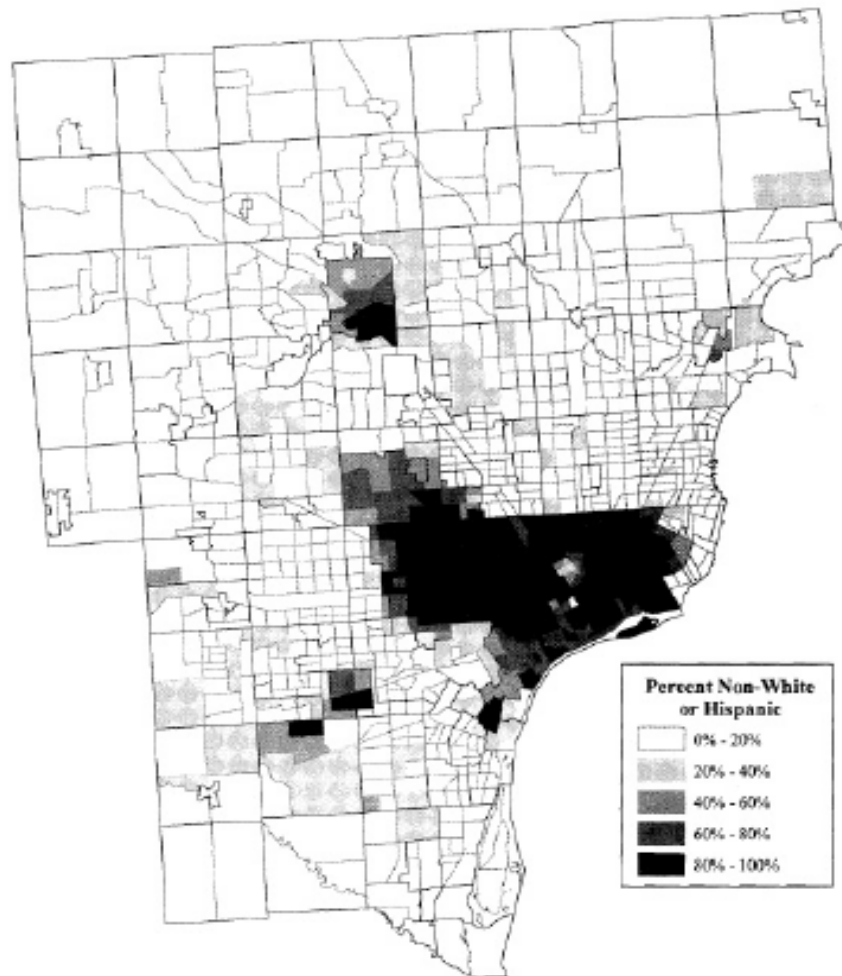
We do know that many of the most successful states have high levels of educational attainment.

Per-Capita Personal Income and College Attainment, for the 50 States, 2013



There are reasons for optimism about Baltimore, Detroit, Milwaukee, Newark, Philadelphia, and other troubled cities in the Big Ten states.

But problems that accumulated over half a century will not be fixed by next week.

FIGURE 3.22**Minority Population of Michigan Census Tracts in Detroit Tri-County Area, 2000**

SOURCE: U.S. Census Bureau, Census 2000, Summary File 1, Table P4. Michigan Center for Geographic Information.

Michigan, My Michigan

A song to thee, fair State of mine,
Michigan, my Michigan.

But greater song than this is thine,
Michigan, my Michigan.

The whisper of the forest tree,
The thunder of the inland sea,
Unite in one grand symphony
Of Michigan, my Michigan.